

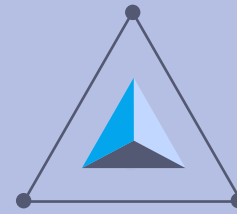
Robonomics token



DISTRIBUTION RELEASE

#4


February 2023



Robonomics token

PAST

2017-2020



unaltered

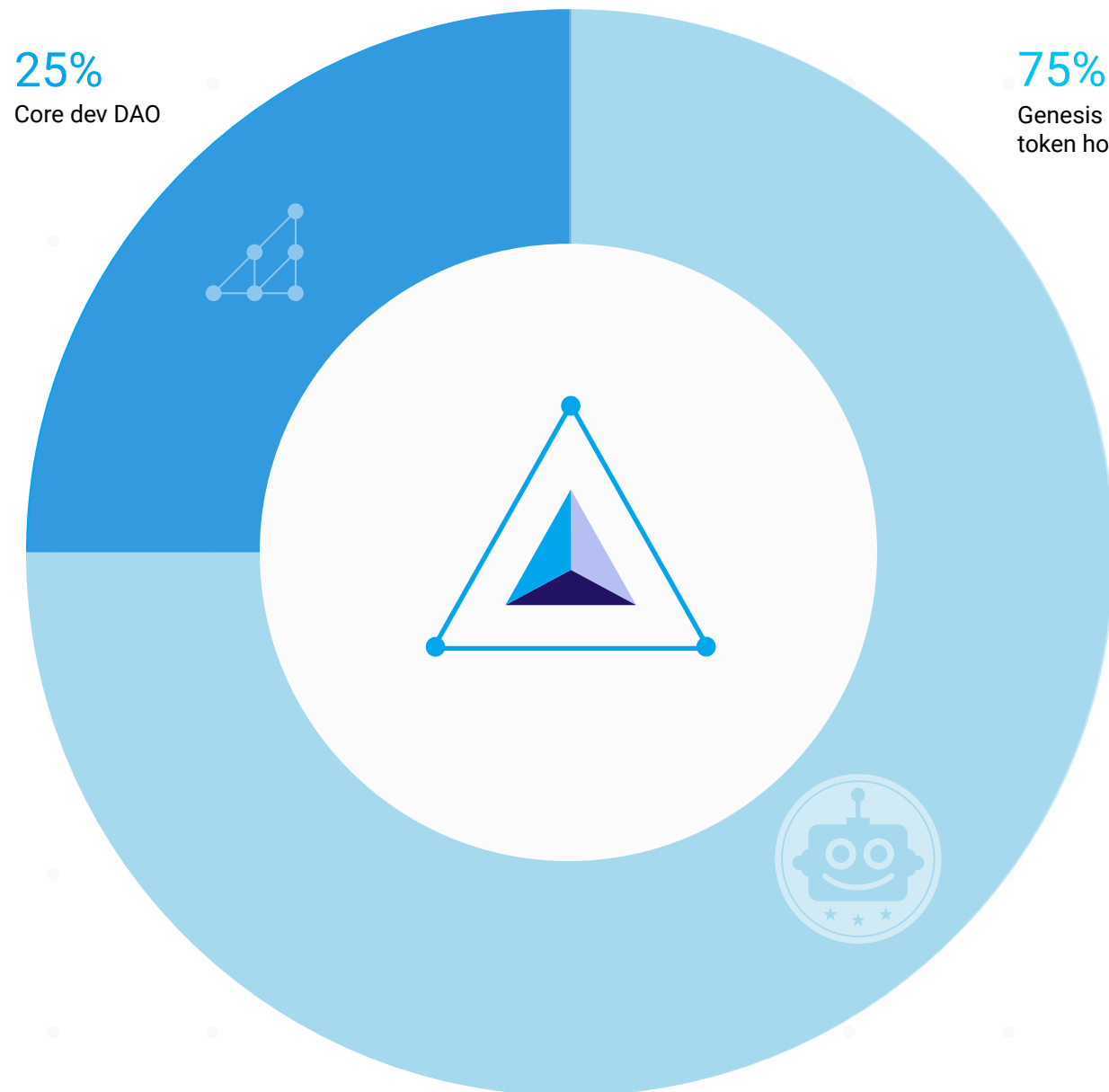
ICO stage

May 2017

TOTAL AMOUNT ISSUED TOKENS, XRT	1,000,000	
Genesis token holders	75%	750,000
Core dev DAO	25%	250,000

25%
Core dev DAO

75%
Genesis token holders



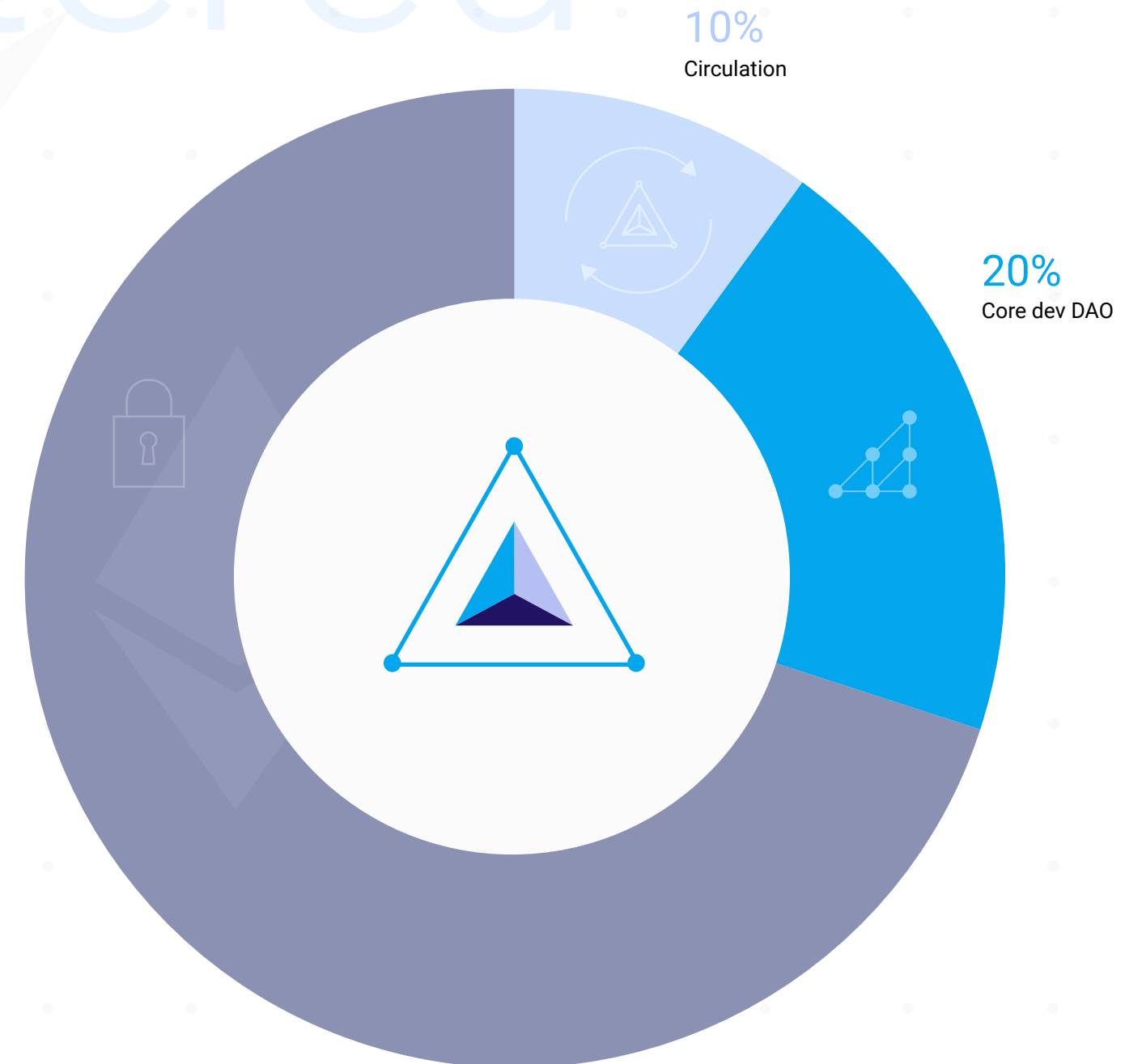
2017

unaltered

Ethereum 1.0 stage

Summer 2018 - Summer 2019

TOTAL AMOUNT ISSUED TOKENS, XRT	10,000,000	
Circulation	10%	1,000,000
Core dev DAO	20%	2,000,000
Frozen and wait Ethereum 2.0	70%	7,000,000



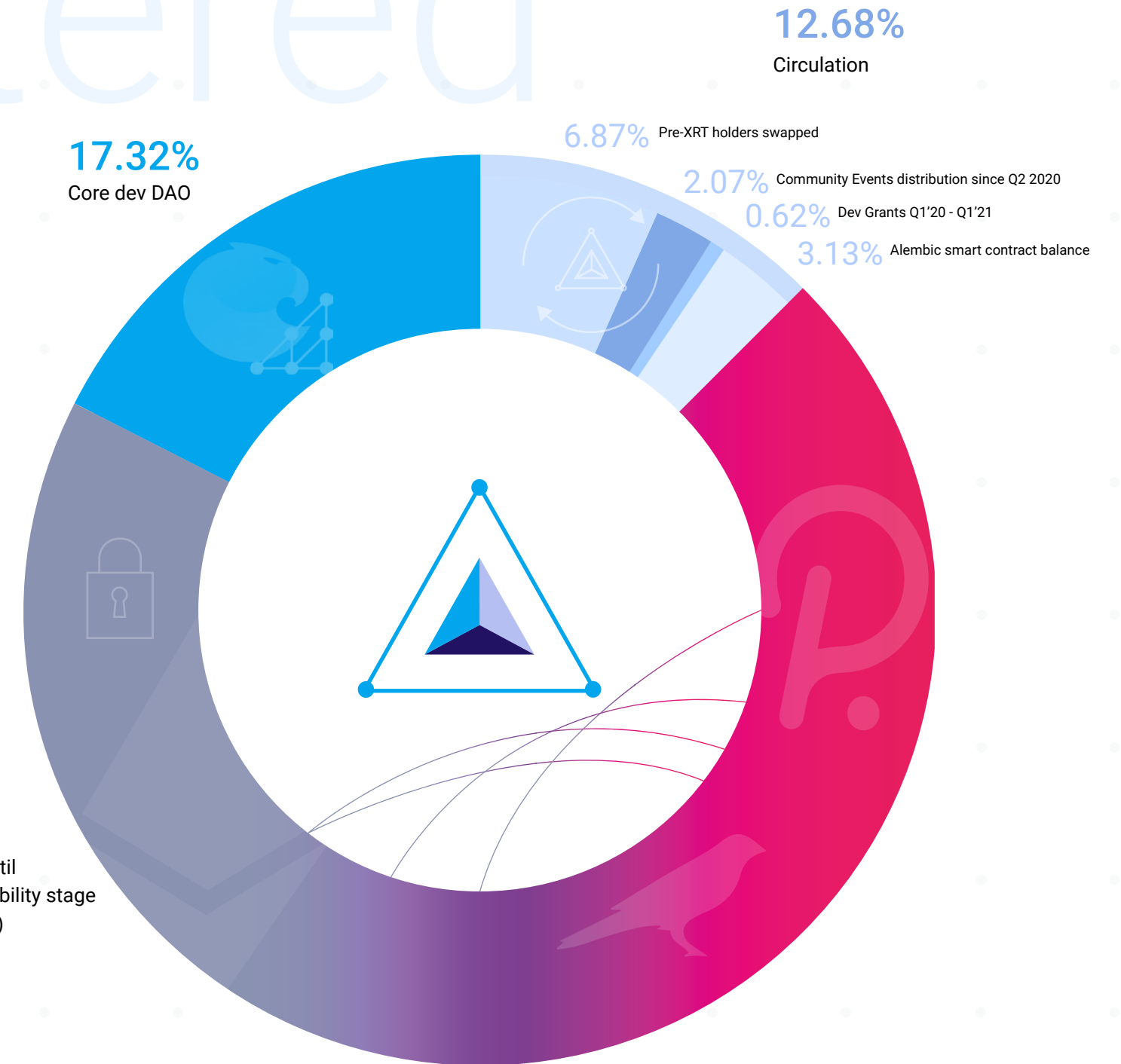
2018-19

unaltered

Dev on Substrate Stage

Q1 2020 - Q1 2021

TOTAL AMOUNT TOKENS, XRT	10,000,000	
Circulation:	12.68%	1,268,496
Pre-XRT holders swapped	6.87%	686,640
Community Events distribution since Q2 2020	2.07%	206,696
Dev Grants Q1'20 - Q1'21	0.62%	61,800
Alembic smart contract balance	3.13%	313,360
Locked until Interoperability stage (exp 2022)	70.00%	7,000,000
Treasury of Aragon DAO	17.32%	1,731,504

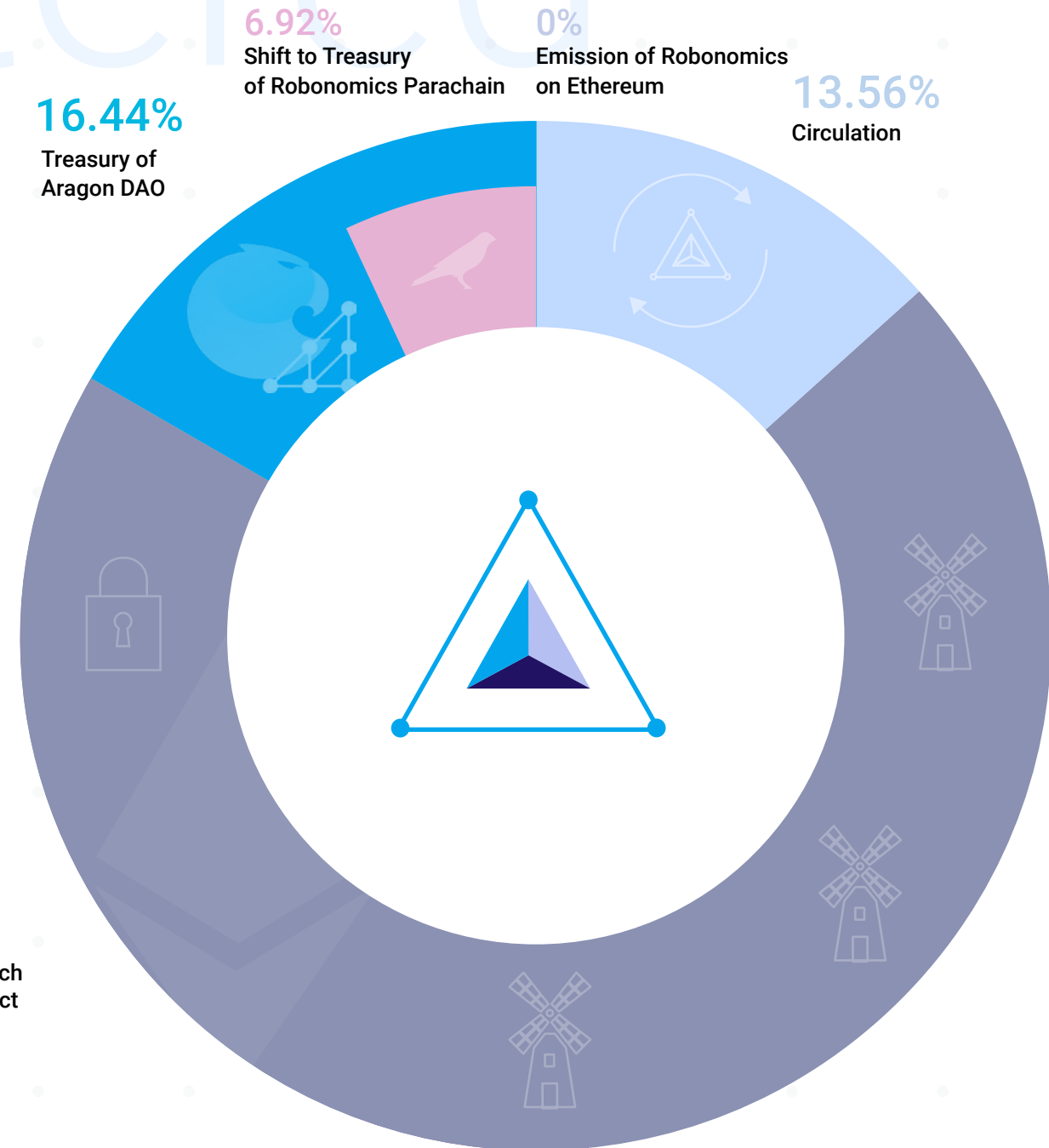


2020-21


Pre-Kusama Stage, Total Balance, XRT

2021 - 2022

TOTAL SUPPLY (ETHEREUM)	10,000,046	
Circulation	13.56%	1,356,168
Locked on Dutch auction contract	70.00%	7,000,000
Treasury of Aragon DAO	16.44%	1,643,832
Shift to Treasury of Robonomics Parachain	6.92%	692,500
Emission of Robonomics on Ethereum	0.00%	46




2021-22



Robonomics token

NOW

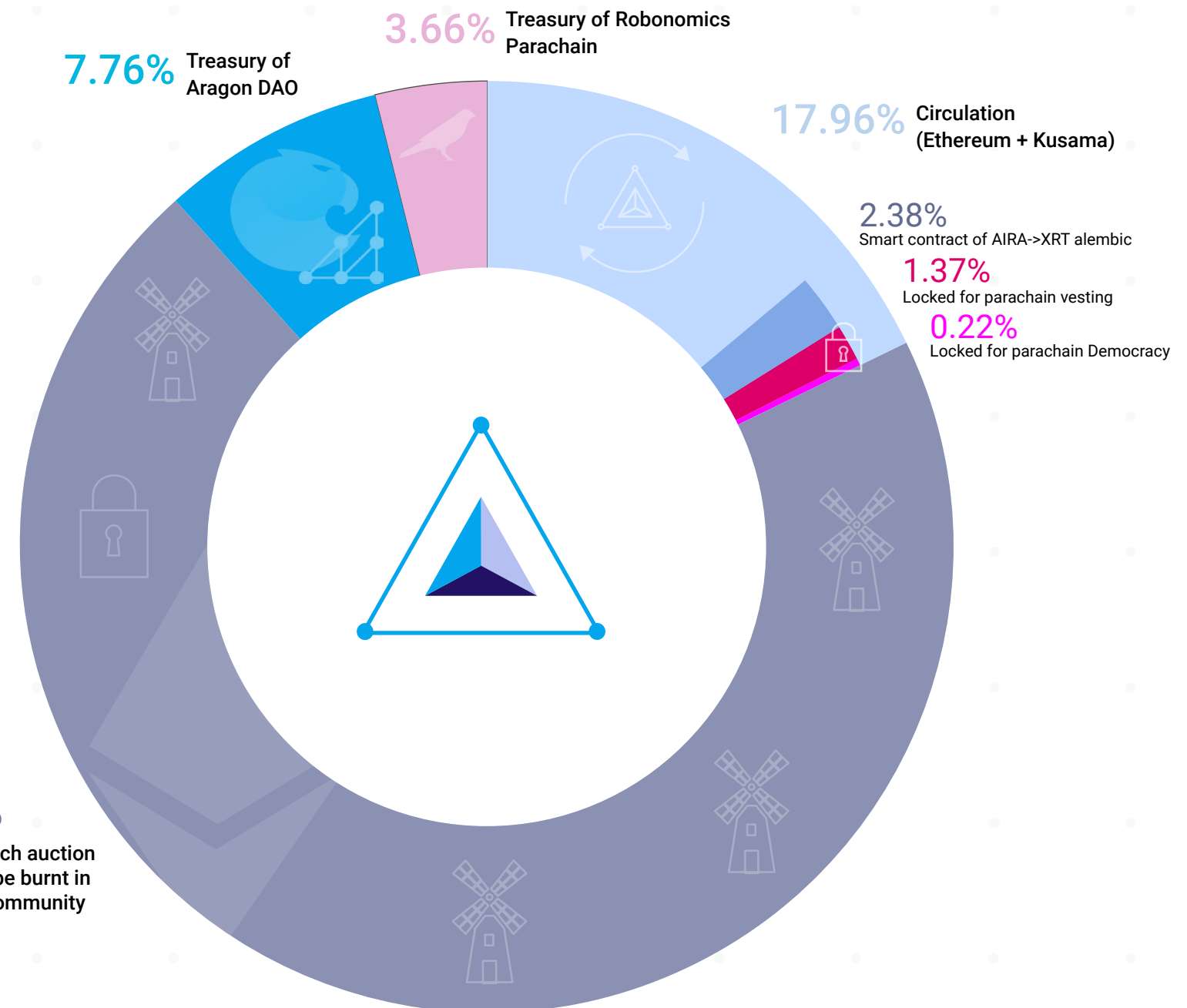
2023




1st-Year Kusama Stage, Current Total Balance, XRT

January 2023



TOTAL SUPPLY (ETHEREUM + KUSAMA)	9,913,094	
Circulation (Ethereum + Kusama), including:	17.96%	1,780,274
Smart contract of AIRA->XRT alembic	2.38%	236,078
Locked for parachain vesting	1.37%	135,376
Locked for parachain Democracy	0.22%	21,967
Locked on Dutch auction contract (will be burnt in 2023 due to community decision)	70.61%	7,000,000
Treasury of Aragon DAO	7.76%	769,630
Treasury of Robonomics Parachain	3.66%	363,190
*Staking on parachain was canceled in Jan. 2023, all funds returned to circulation	-	-



2023



Robonomics token



FUTURE

December 2023+



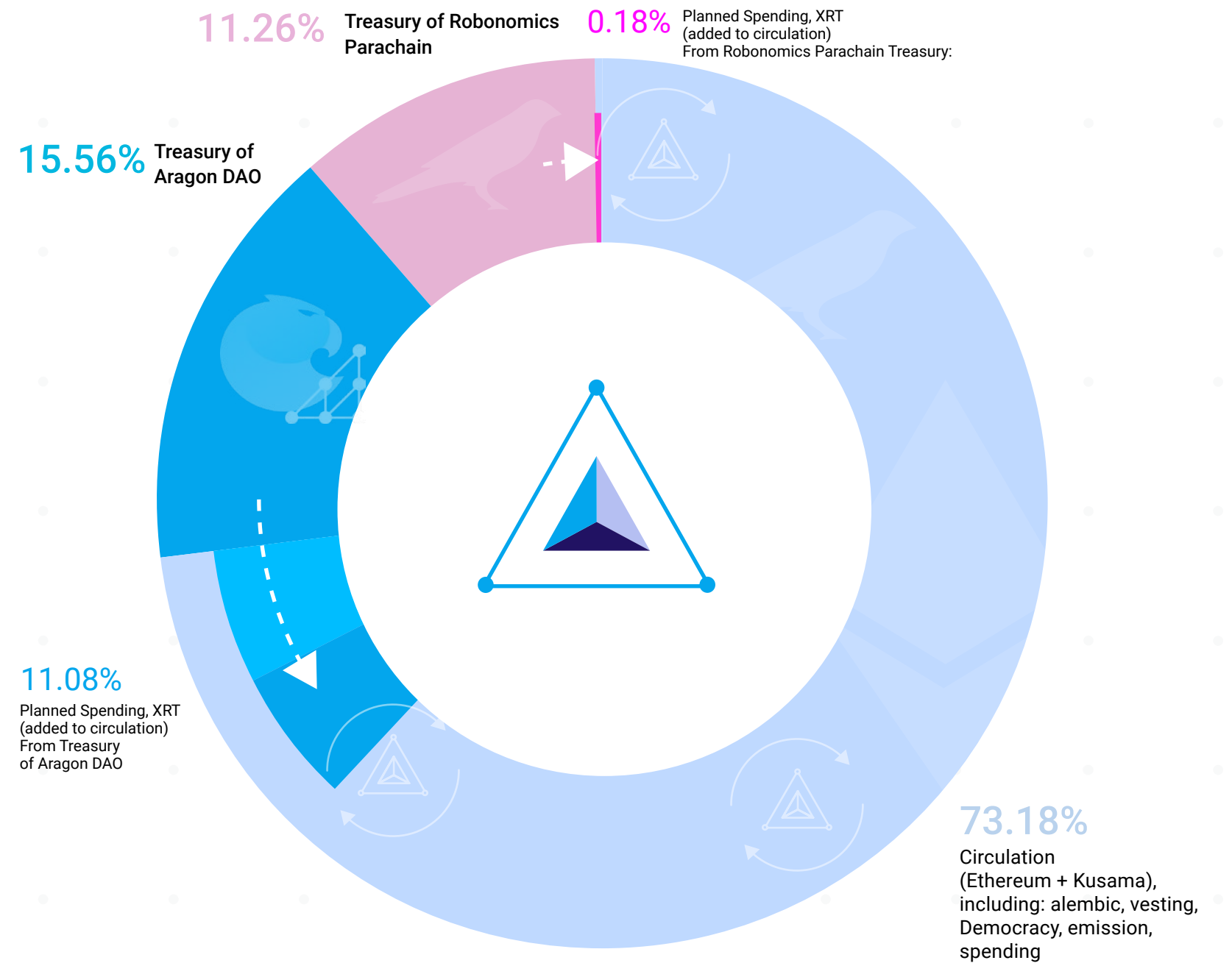
KUSAMA



2nd-Year Kusama Stage, Planned Total Balance, XRT

December 2023 +

TOTAL SUPPLY (ETHEREUM + KUSAMA)	2,889,094	
Circulation (Ethereum + Kusama), including: alembic, vesting, Democracy, emission, spending	73.18%	2,114,180
Treasury of Aragon DAO (locked until 2024 plans)	15.56%	449,630
Treasury of Robonomics Parachain	11.26%	325,283



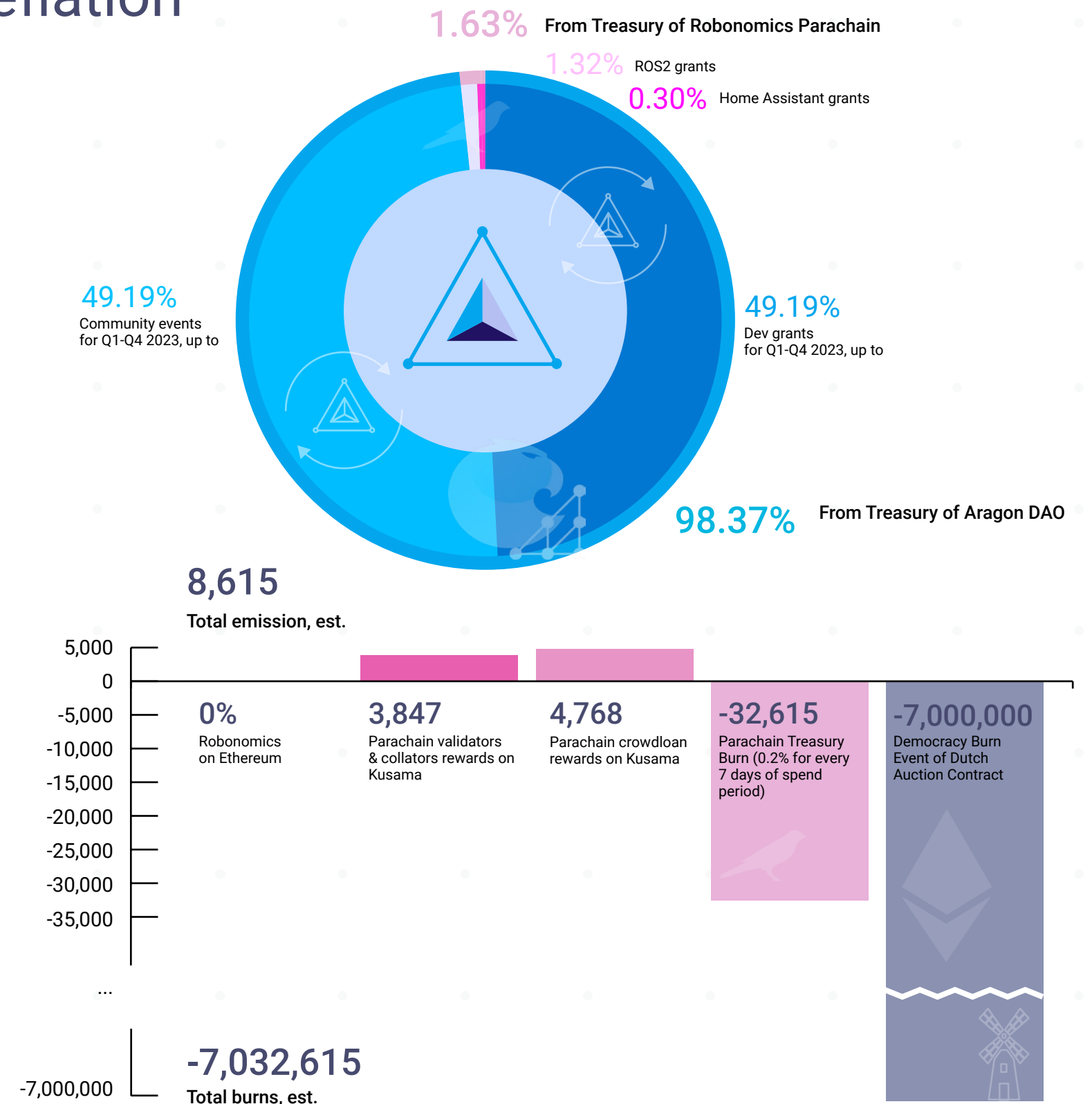
2023+

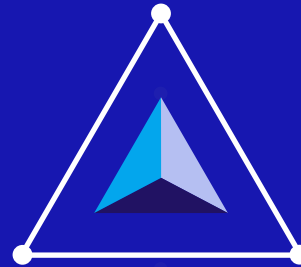
2nd-Year Kusama Stage, Spending and Deflation

December 2023 +


PLANNED SPENDING, XRT (ADDED TO CIRCULATION)		
TOTAL SPENDING, XRT	325,291	
From Treasury of Aragon DAO:	98.37%	320,000
Dev grants for Q1-Q4 2023, up to	49.19%	160,000
Community events for Q1-Q4 2023, up to	49.19%	160,000
From Treasury of Robonomics Parachain:	1.63%	5,291
ROS2 grants	1.32%	4,302
Home Assistant grants	0.30%	989

PLANNED DEFLATION, XRT		
Total emission, est.:		8,615
Robonomics on Ethereum		0
Parachain validators & collators rewards on Kusama		3,847
Parachain crowdloan rewards on Kusama		4,768
Total burns, est.:		-7,032,615
Robonomics Parachain Treasury Burn (0.2% for every 7 days of spend period)		-32,615
Democracy Burn Event of Dutch Auction Contract		-7,000,000
Planned Operational Deflation (without Dutch Auction)	-0.82%	-
Planned Total Deflation	-70.86%	-






ROBONOMICS.NETWORK



[Join the Robonomics community on Discord](#)



February 2023